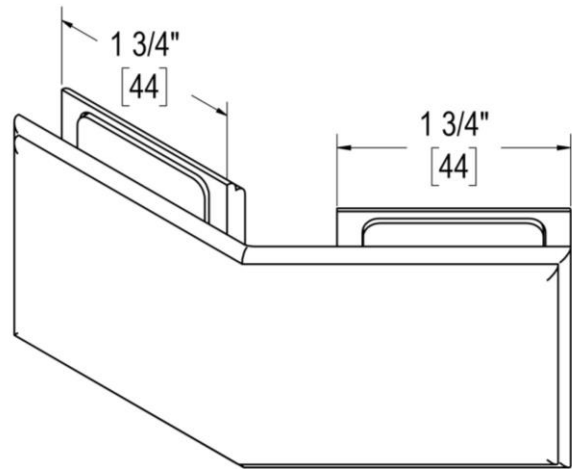
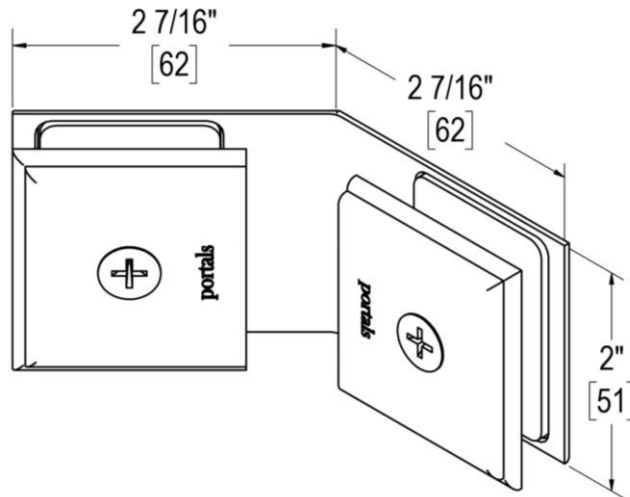


SYMPHONY

135° GLASS-GLASS CLAMP

Product Code: L.10.153

portals



MATERIALS

Solid brass body, stainless steel fasteners, and clear polyurethane gaskets

FUNCTION DETAILS

- Used for connecting fixed glass panels at 135 degree corners.
- Integrated gaskets are adhered to clamps, fully isolating glass from metal and simplifying installation.
- Extensive product testing simulates use well beyond the average lifespan of a typical shower enclosure.

PRODUCT NOTES

- Item requires glass fabrication and should only be used with tempered safety glass.
- Stationary glass panels must be supported and attached along at least two sides, but the number of clamps needed to secure a panel depends on its size and weight. Type, number, and placement of clamps should be determined by a qualified installer.

CARE & MAINTENANCE

Portals products should be cleaned with water and dried with a soft cloth. Use of harsh or abrasive chemicals may harm finish and will void the warranty.

WARRANTY

Lifetime warranty for residential use covers defects in material and workmanship of this product.

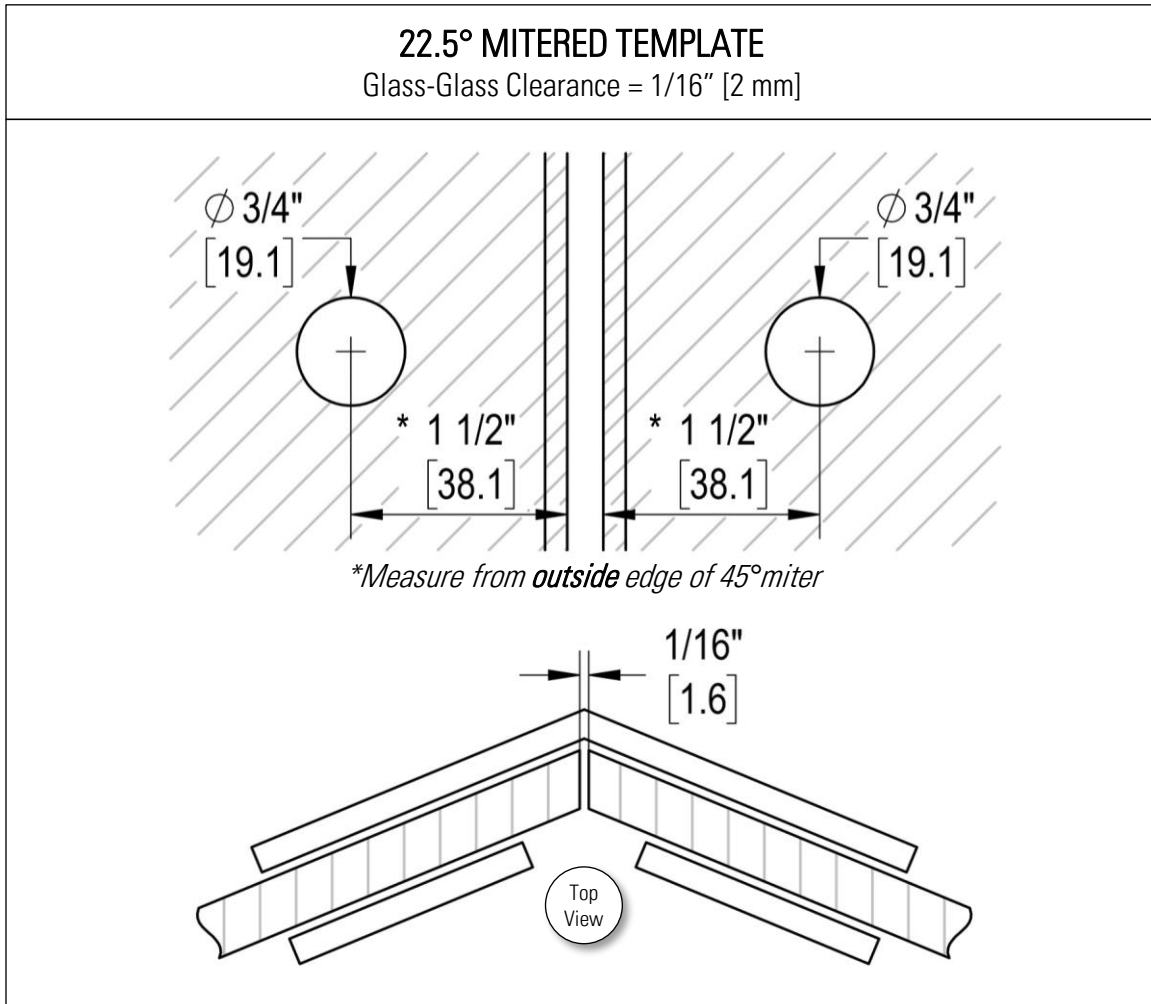
Glass Thickness
3/8" [10 mm] to 1/2" [12 mm]

SYMPHONY

135° GLASS-GLASS CLAMP

Product Code: L.10.153

portals



TEMPLATES & CLEARANCES

- Item requires glass fabrication according to the template(s) provided.
- Hole cutouts greatly reduce potential for glass slipping.
- Clearance values must be taken into account when sizing doors and panels.

INSTALLATION NOTES

- Prior to installation, use alcohol pads to thoroughly clean areas of glass that will come in contact with gaskets. These areas should also be free of any protective coatings applied to the glass.
- Machine screws in clamping leafs should only be hand-tightened to 3 ft/lbs.
- Stationary glass panels must be supported and attached along at least two sides, but the number of clamps needed to secure a panel depends on its size and weight. Type, number, and placement of clamps should be determined by a qualified installer.

Glass Thickness

3/8" [10 mm] to 1/2" [12 mm]